




CUSTOMER USER MANUAL

PURPOSE

We are empowering you with the user manual for Parag website. This would guide you from A to Z of the application in Simple language and step by step process. Please go through it so that you can get the best benefits out of this application. log on to <https://paragdairy.com//>




Introduction :-<https://paragdairy.com/>

1. Customer needs to download Parag Application or he can access portal via URL :: <https://paragdairy.com/>

Customer can search following products on the portal. List of products is as follows;

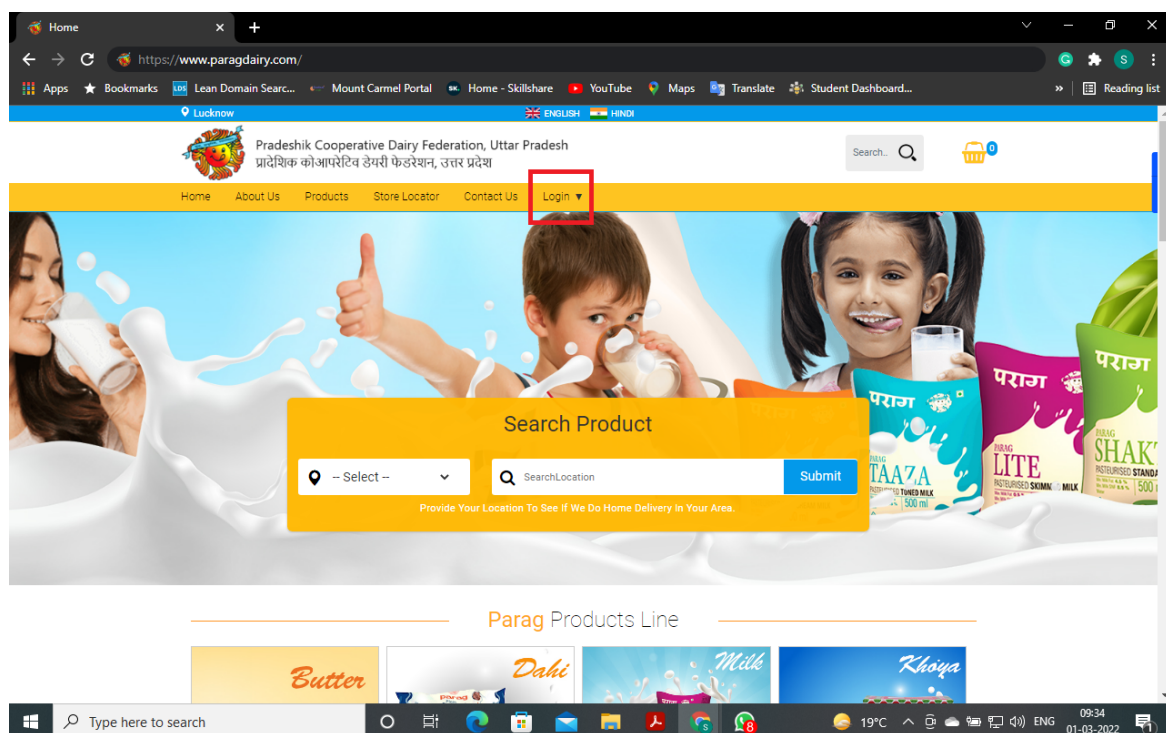
Parag Products		
Gold Full Cream Milk	Butter	Flavoured Milk
Toned Milk	Chaach	Chenna Kheer
Parag DTM Milk	Ghee	Rice Kheer
Parag Standard Loose Milk	Lassi	Gulab Jamun
Dahi	Mattha	Kalakand
Sweet Dahi	Milk Cake	Peda
Plan Dahi	Paneer	Rasgolla
Low Fat Dahi	Khova	Super Tea
Matka Dahi	Screamed Matka Dahi	Rajbhog



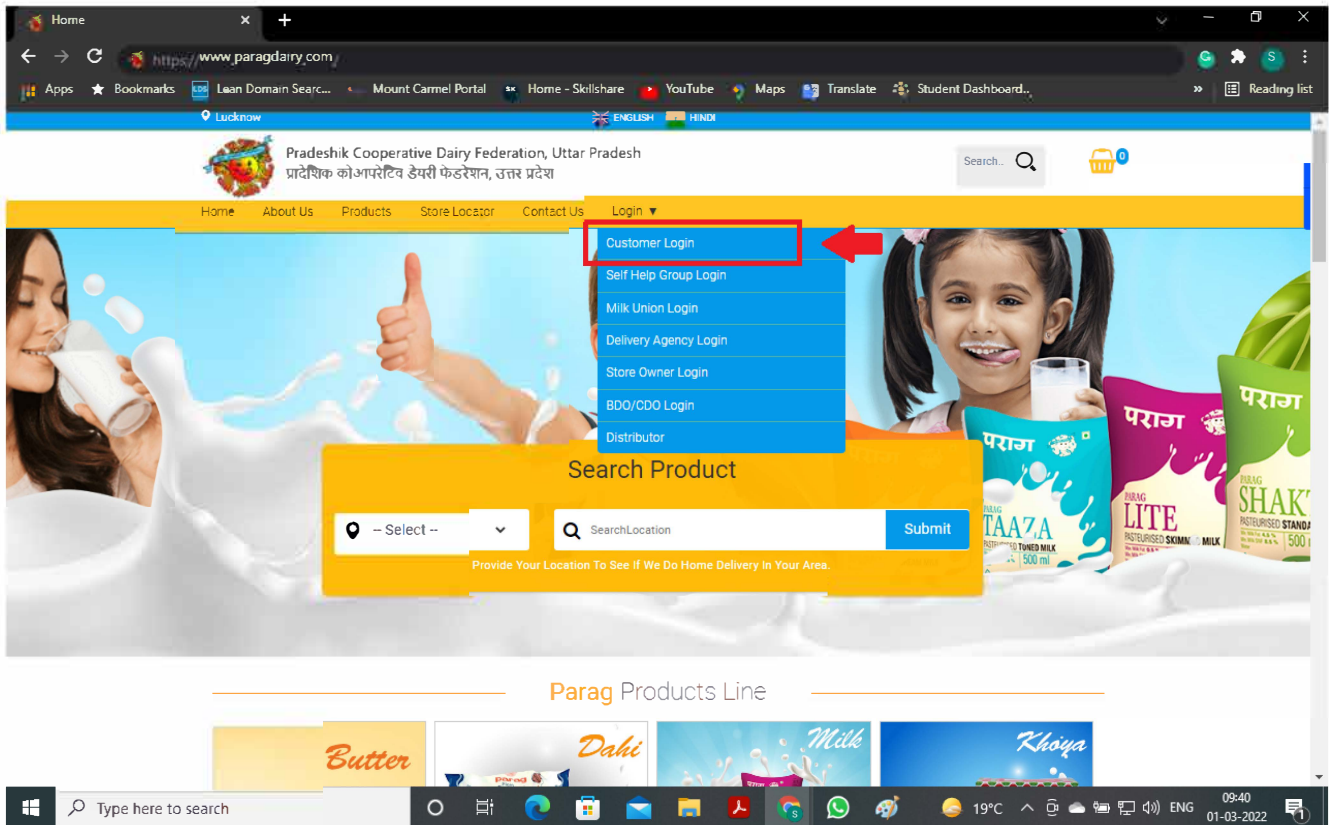
2. New Customer can register him/ herself as a customer.

Important points for a new customer is as follows;

1. Customer address & current location needs to be in 5 KM range of any Parag pickup point in the city. Same can be mapped in the website.
2. Customer can order till 11PM for the next day delivery.
3. Customer can go to the the portal link & select login for registering as a New customer or initiating for the fresh order.



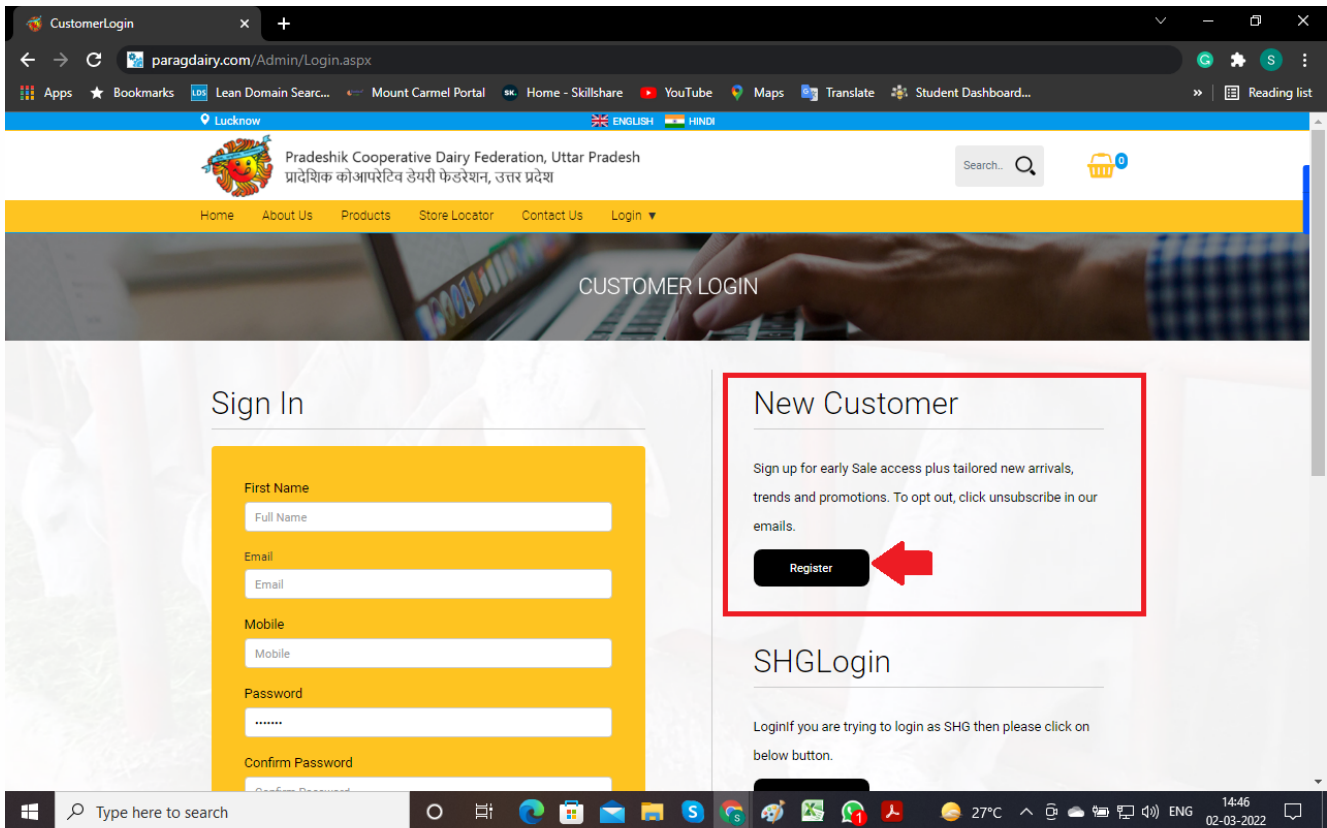
3. For New Customer registration Customer would have to select Login page - -Customer Login.



In Login window there are few more stake holder login are available, these login are available for respective stake holders for maintaining entire Parag Milk & other products operations & strong distribution and customer servicing.

44. New Customer registration;

New customer would have to select register and fill up his/ her information like Name, Email, Mobile, Password and confirm password. After selecting Accept terms & conditions, Customer will sign up. Customer will be logged in for further his/her order process & product selection.

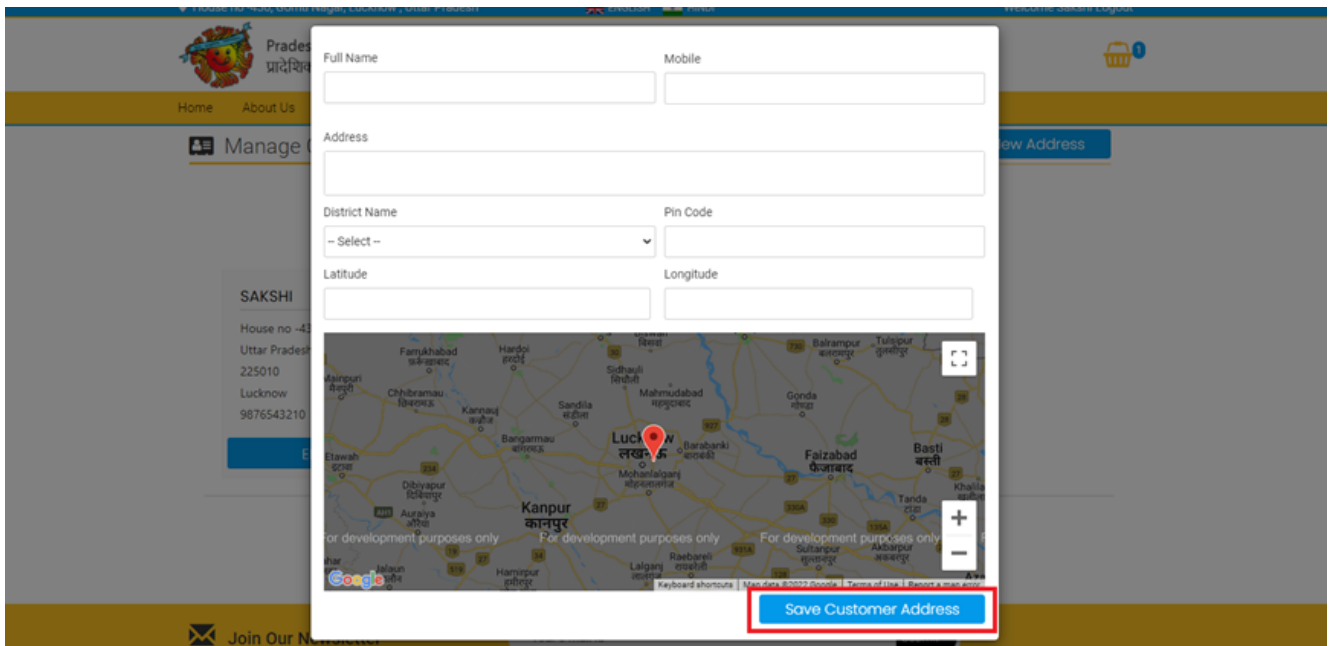


First Name

Email
Mobile
Password
Confirm Password
 Accept Terms and Conditions

Sign Up **Back To SignIn**

Customer would have to share his location so as his/her location could be mapped with the nearest pick up point.



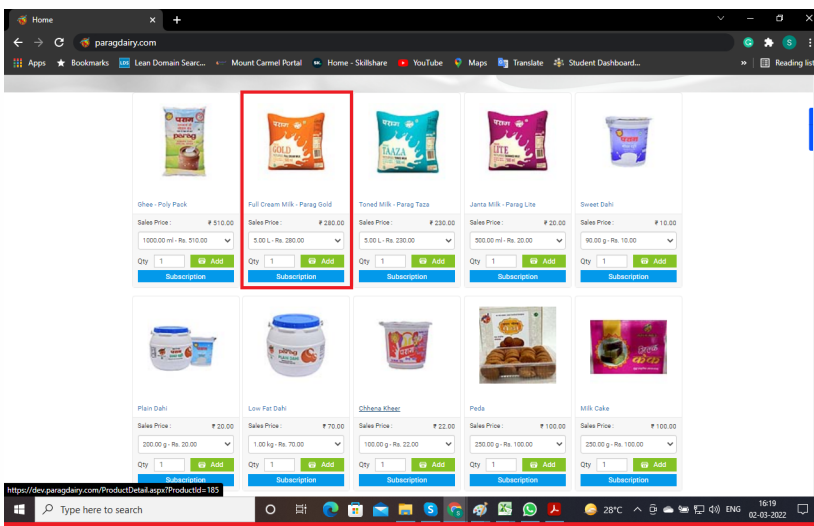
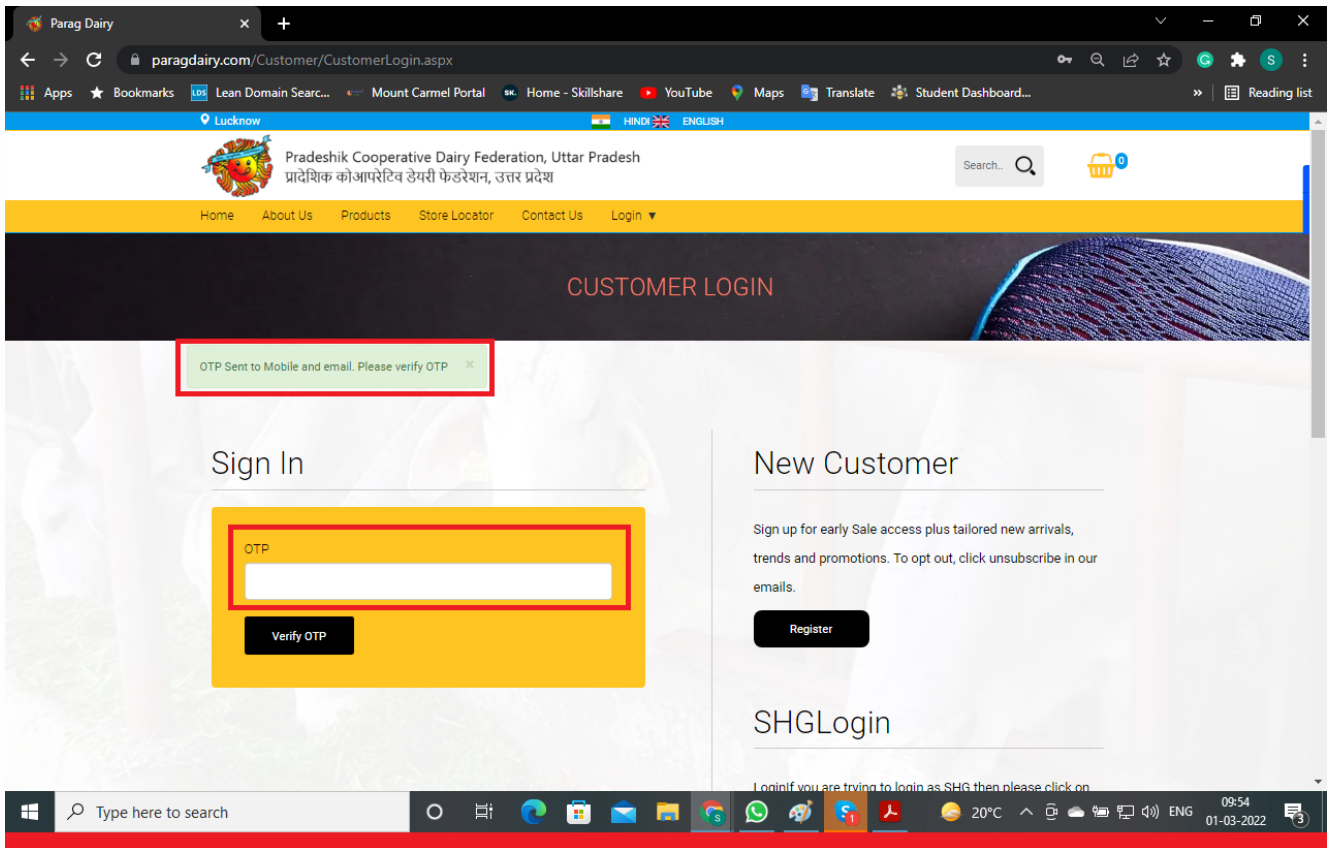
The image shows a web form for saving a customer's address. The form is overlaid on a website background. The form fields are:

- Full Name:
- Mobile:
- Address:
- District Name:
- Pin Code:
- Latitude:
- Longitude:

Below the form is a map of Lucknow, India, with a red pin indicating the location. The map shows the city of Lucknow and surrounding areas like Kanpur and Faizabad. A red box highlights the "Save Customer Address" button at the bottom right of the form.

After sign-up , customer will get OTP (One-time password) on his mobile for verification. Once OTP will be entered and after verify OTP. Customer will be logged in for his order and product selection.

OTP :- Your OTP to login into Parag Dairy portal/app account is xxxx. Regards, Parag Dairy Helpline



Customer can select any of the product as per desire for purchase either direct order or subscription.

5. Product Selection for order;



Full Cream Milk - Parag Gold

Sales Price : ₹ 280.00

5.00 L - Rs. 280.00

Qty



Product Information Size & Price



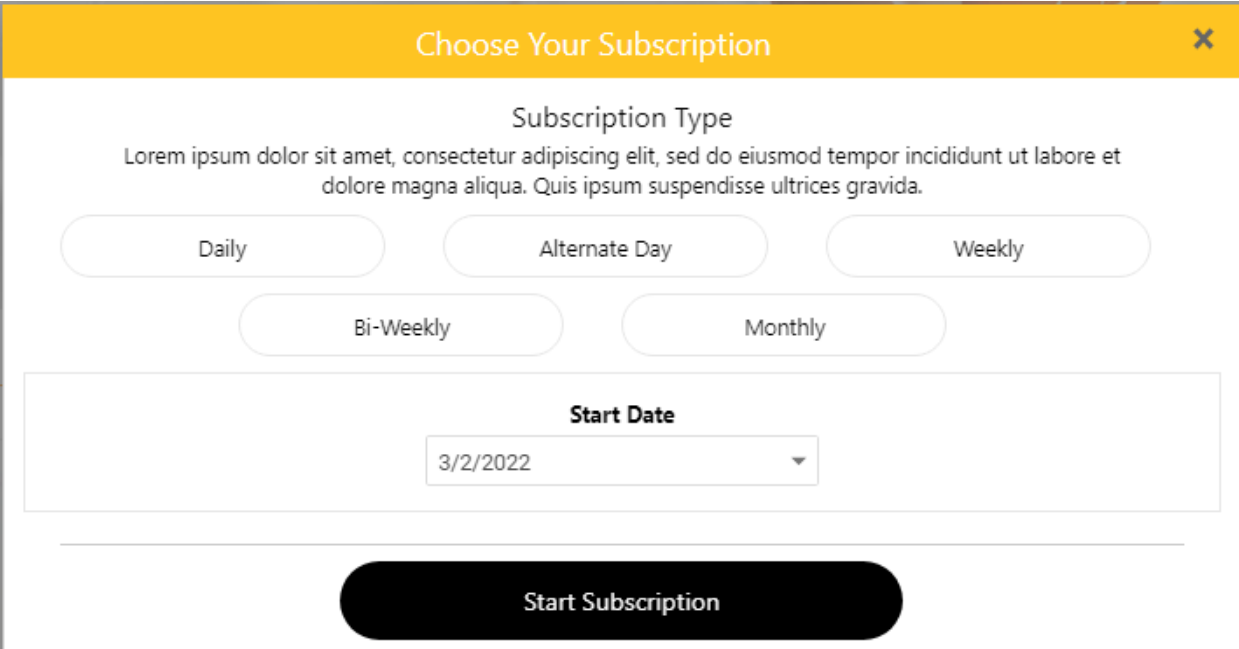
Product can be added for final order or one time purchase



Product Can be Subscribed

Needs to choose how much pieces are needed - Daily, Alternate Day, Weekly, Bi-Weekly and Monthly. Date to be selected, from when customer wanted to start subscription.

Finally customer will select start subscription !



Choose Your Subscription

Subscription Type

Lorem ipsum dolor sit amet, consectetur adipiscing elit, sed do eiusmod tempor incididunt ut labore et dolore magna aliqua. Quis ipsum suspendisse ultrices gravida.

Daily Alternate Day Weekly

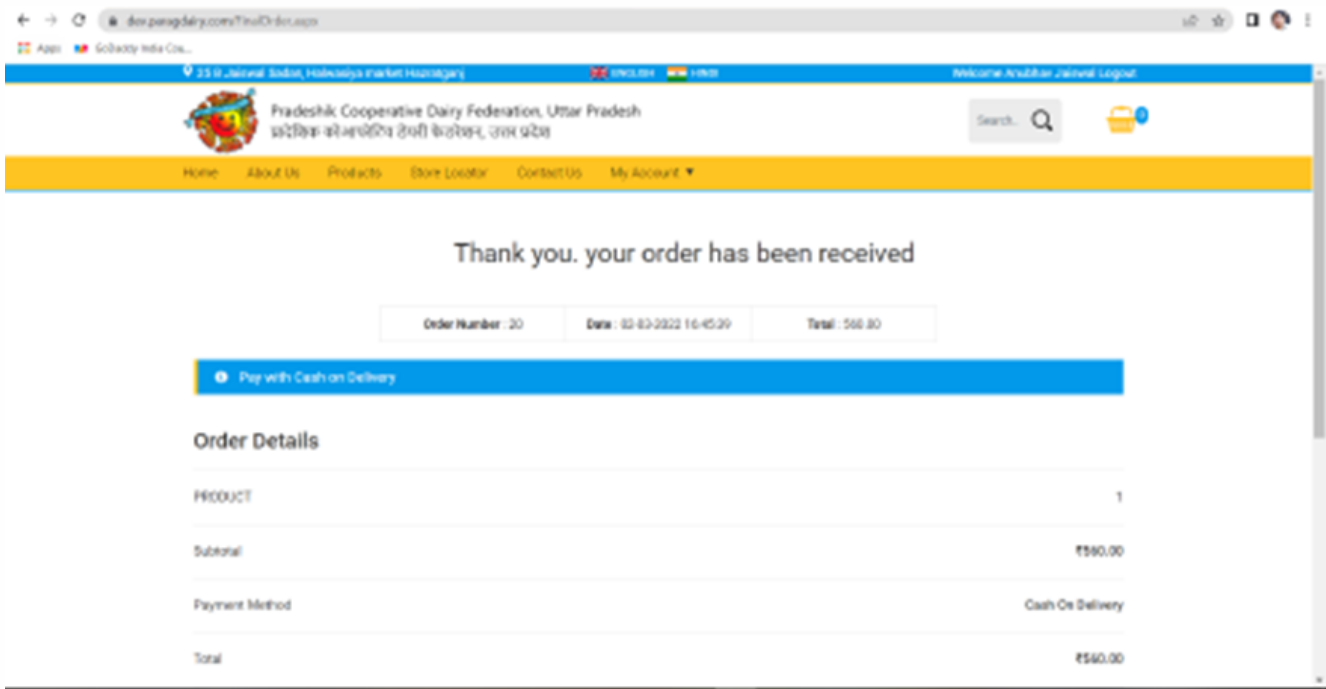
Bi-Weekly Monthly

Start Date

3/2/2022

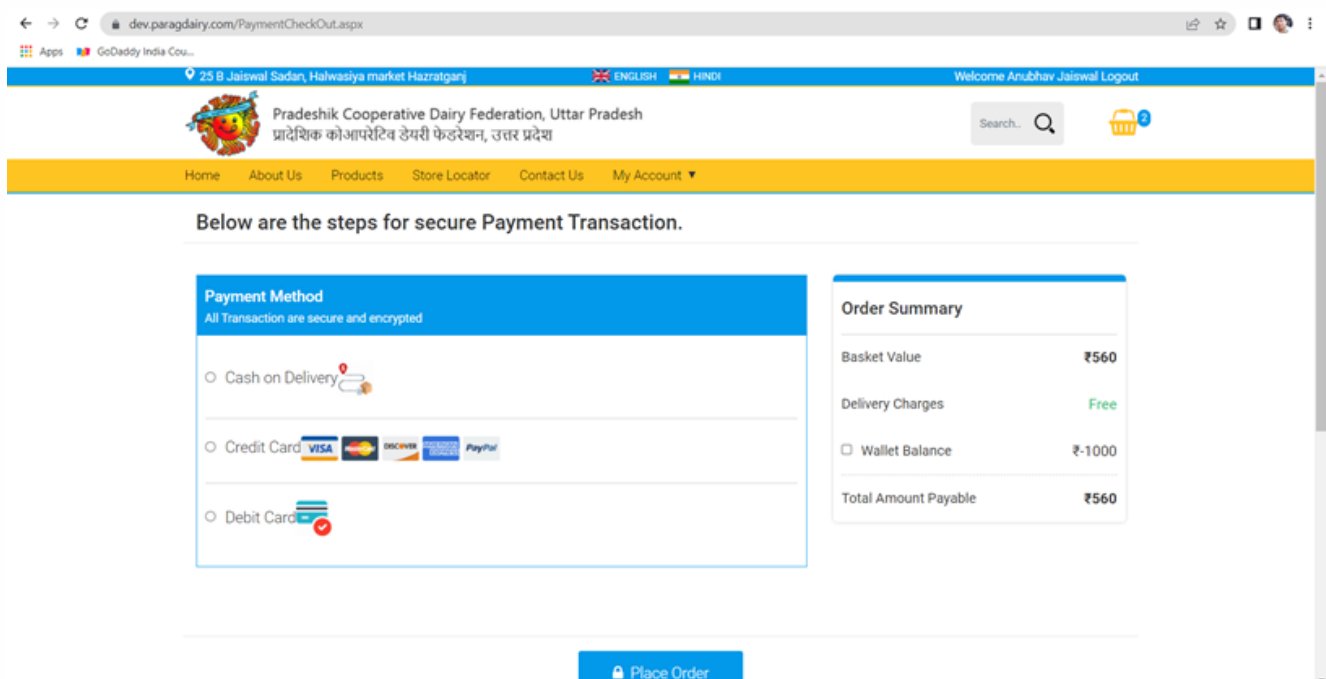
Start Subscription

6. Direct Purchase;



The screenshot shows a web browser displaying the Pradeshik Cooperative Dairy Federation website. The page features a blue header with the company name and logo, and a yellow navigation bar. The main content area displays a confirmation message: "Thank you. your order has been received". Below this, a summary box shows "Order Number: 20", "Date: 03-03-2022 16:45:29", and "Total: 560.00". A blue button labeled "Pay with Cash on Delivery" is visible. The "Order Details" section lists the product, subtotal (₹560.00), payment method (Cash On Delivery), and total (₹560.00).

7. Place order & process for payment;



The screenshot shows the payment checkout page on the Pradeshik Cooperative Dairy Federation website. The page features a blue header with the company name and logo, and a yellow navigation bar. The main content area displays the text "Below are the steps for secure Payment Transaction." Below this, there are two main sections: "Payment Method" and "Order Summary".

Payment Method
All Transaction are secure and encrypted

- Cash on Delivery
- Credit Card (VISA, MasterCard, Debit Card, PayPal)
- Debit Card

Order Summary

Basket Value	₹560
Delivery Charges	Free
<input type="checkbox"/> Wallet Balance	₹-1000
Total Amount Payable	₹560

At the bottom of the page, there is a blue button labeled "Place Order".

88. Pay Now;

test.payu.in/_payment_options?mhipayid=ae28c9a9c9c1b9ae53a67972c50ed18b25fde6080881d0aded15d8f277d75b3&pg=CC&code=

Apps GoDaddy India Co...

Pay through **EASYEMI** with HDFC Bank Credit Cards.

Billing Information

Amount
Rs. 510.00

Order No
cddc3f86e42cb5b...

Merchant
HDFC Test 522

Website
www.hdfcbank.com

PAY WITH

VISA

Card Number

Name on Card

Month Year CVV

Enter the characters visible in the box below

Enter code

Note: In the next step you will be redirected to your bank's website to verify yourself.

PAY NOW

99. Other features;



Customer Login will have following points for his/her page;

Dashboard

My Profile

Manage Address

My Subscription

My Wallet

Dashboard

The screenshot displays the customer dashboard for the Pradeshik Cooperative Dairy Federation. The header includes the company name in English and Hindi, a search bar, and a shopping cart icon. The main content area is divided into several sections:

- Common statistics:** Four cards showing order counts and total amounts for the last 3 months and last 1 month.
- Current 5 Subscription:** A table listing active subscriptions.
- Latest 5 Order:** A table listing recent orders with details like order number, date, and payment status.

Product Name	SubscriptionType
Plain Dahi	Daily
Sweet Dahi	Daily

Order No:	Order Date:	Payment	View Detail
PRG00017	02-03-2022		View Detail
PRG00016	02-03-2022		View Detail
PRG00015	02-03-2022		View Detail

- 1) Dashboard shows common statics like order & total amount for current & previous three months.
- 2) Current subscription :- Product name and Subscription type
- 3) Latest 5 Orders :- Order no, Order date , Product and View details

My Profile

The screenshot displays the 'My Profile' page for a user named Rojeev Kumar. The page is part of the Paradeshik Cooperative Dairy Federation website. The user's profile information is as follows:

- Full Name: Rojeev Kumar
- Mobile: 7607XX9800
- Email: kumar@gmail.com
- Password: (empty)

A red arrow points to the 'Save n Continue Edit' button. A red box highlights a camera icon in the profile picture area, which is currently empty and labeled 'No image'. The page also features a 'Join Our Newsletter' section at the bottom with an input field for the user's email ID and a 'Submit' button.

In My profile , Customer can attach his photograph and if required customer can change his password.

Manage Address

The screenshot shows the 'Manage Customer Address' page for Anubhav Jaiswal. The page header includes the website name, navigation menu, and user information. The main content area displays two address cards:

- ANUBHAV JAISWAL**
25 B Jaiswal Sadan, Halwasiya market
Hazratganj
, 226001
Lucknow
8853944115
Buttons: EDIT, DELETE
- ANUBHAV**
Dalibagh near temple
, 226001
Lucknow
8853944115
Buttons: EDIT, DELETE

A 'New Address' button is visible in the top right corner of the address management section.

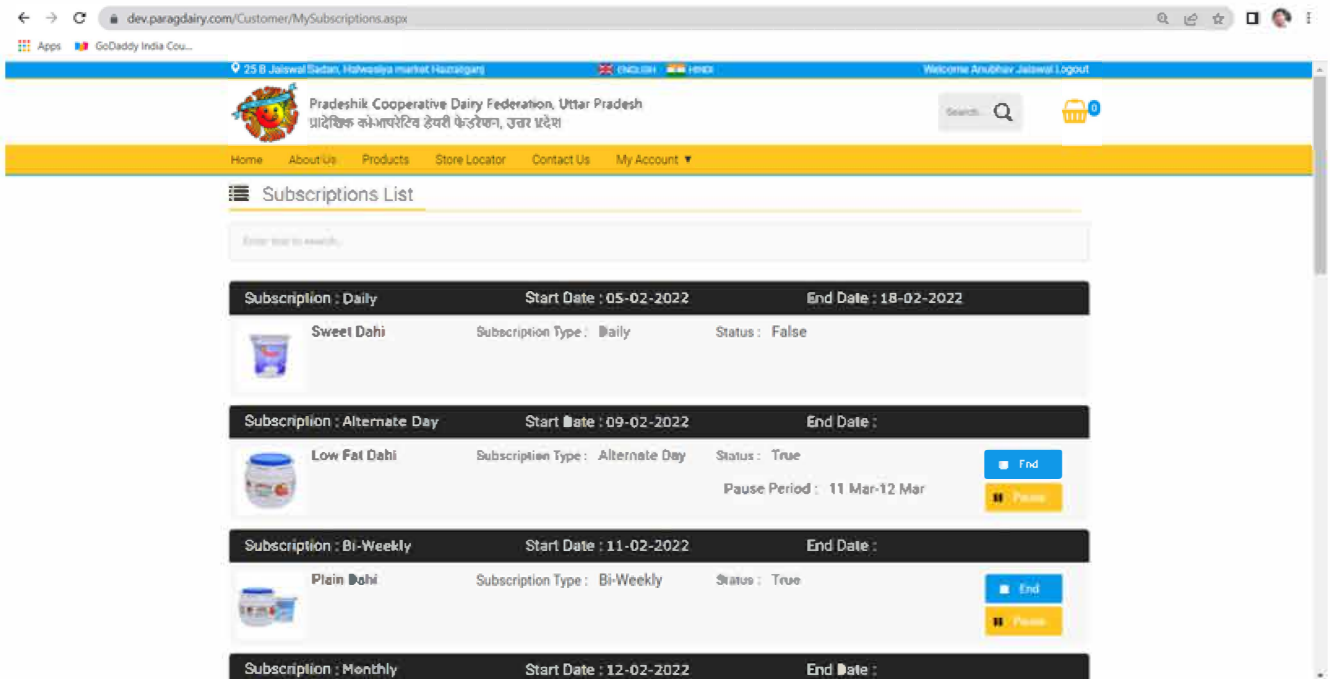
New address can be added here.

The screenshot shows the 'Manage Customer Address' page with a form overlay for adding a new address. The form fields are:

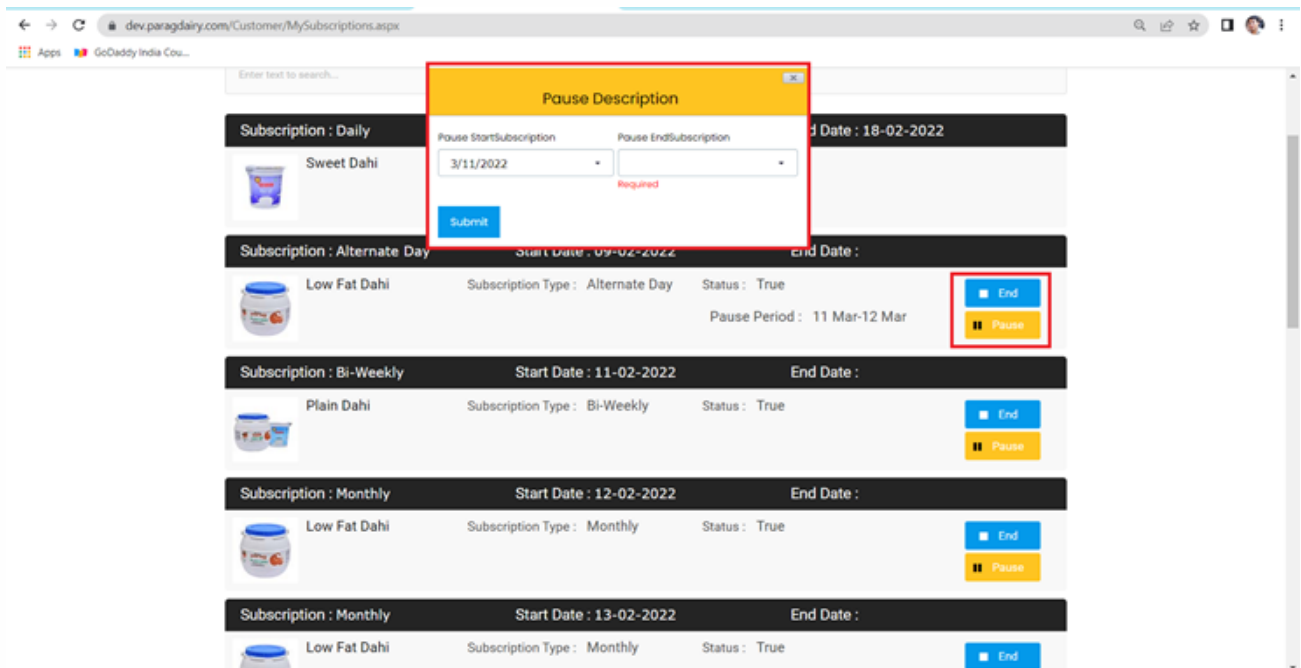
- Full Name
- Mobile
- Address
- District Name (Dropdown menu: -- Select --)
- Pin Code

The 'Save CustomerAddress' button is located at the bottom of the form. The 'New Address' button is also visible in the top right corner of the address management section.

My Subscription



Subscription can be paused & End Subscription by selecting respective icon



Wallet Add Money

Customer can add money in wallet 24*7

25 B Jaiswal Sadan, Halwasiya market Hazratganj | ENGLISH | HINDI | Welcome Anubhav Jaiswal Logout

Pradeshik Cooperative Dairy Federation, Uttar Pradesh
प्रादेशिक कोआपरेटिव डेयरी फेडरेशन, उत्तर प्रदेश

Home | About Us | Products | Store Locator | Contact Us | My Account

Wallet

₹ 1000
Current Wallet Balance

ADD MONEY TO WALLET
+ Add Money

Deposit	Withdrawal	Order Id	Payment Mode	Payment Date	Payment Status	Remarks
2000.00	0.00	0	Credit Card	3/1/2022	Payment Not Successful	test
1000.00	0.00	0	Credit Card	3/2/2022	Payment Not Successful	Test wallet transfer
1000.00	0.00	0	@credit Card	3/2/2022	Deposit Payment Successful	test

Page 1 of 1 (3 Items) | Page size: 10

Join Our Newsletter | Your e-mail id | Submit

Our Policy | Contact Us

- About us
- delivery information

Pradeshik Cooperative Dairy Federation (PCDF) 29, Park Road

dev.paragdairy.com/Customer/MyWallet.aspx | Apps | GoDaddy India Cou... | 25 B Jaiswal Sadan, Halwasiya market Hazratganj | ENGLISH | HINDI | Welcome Anubhav Jaiswal Logout

Pradeshik Cooperative Dairy Federation, Uttar Pradesh
प्रादेशिक कोआपरेटिव डेयरी फेडरेशन, उत्तर प्रदेश

Home | About Us | Products | Store Locator | Contact Us | My Account

Wallet

₹ 1000
Current Wallet Balance

ADD MONEY TO WALLET
+ Add Money

Add Money To Wallet

Amount: 1000 | Payment Mode: Credit Card

Payment Date: 3/2/2022 | Remarks: Test Remarks

Submit

Deposit	Withdrawal
2000.00	0.00
1000.00	0.00
1000.00	0.00

Page 1 of 1 (3 Items) | Page size: 10

Join Our Newsletter | Your e-mail id | Submit

Our Policy | Contact Us

- About us
- delivery information

Pradeshik Cooperative Dairy Federation (PCDF) 29, Park Road



Below are the steps for secure Payment Transaction.

Payment Method For Add Money To Wallet

All Transaction are secure and encrypted

Credit Card

Debit Card

Wallet Summary

Add Money To Wallet	₹1222
Total Amount Payable	₹1222

Place Order

Join Our Newsletter Your e-mail id Submit

Pay through EASYEMI with HDFC Bank Credit Cards.

Billing Information

Amount: Rs. 1222.00

Order No: f6123a8a31c0cde...

Merchant: HDFC Test 522

Website: www.hdfcbank.com

PAY WITH

VISA

Card Number

Name on Card

Month Year cvv

Enter the characters visible in the box below

Enter code

Note: In the next step you will be redirected to your bank's website to verify yourself.

PAY NOW